

# Vintage *Beautiful*

Inspiring Spaces with  
**FLEA MARKET  
FINDS**

**TIMELESS STYLE:**  
Rustic, Romantic and  
Classic Looks You'll Love

2014 • Beckett Entertainment Plus • \$9.99 US



Engaged Media By Beckett





## *Passionate Collectors*

### **8** A LABOR OF LOVE

An antiques dealer uses her eye for showcasing rare treasures in renovating her own home.

### **18** PERIOD PEACE

See how two antiques dealers created an elegant yet livable décor filled with unexpected and unusual items.

### **30** PERFECTLY IMPERFECT

A tarnished Edwardian house is restored to a brilliant shine, giving it color and character.

# Contents

Photo by Bret Gum





## Natural Beauties

### 42 COME INTO BLOOM

An interior-design proprietress applies her aesthetic sense to decorating a cozy home for herself and her three daughters.

### 52 ART AND SOUL

Life imitates art as an artist/designer creates a masterpiece living space with a palette of vivid colors and keepsakes.

### 64 COOL & COLLECTED

Many homeowners are unsure how to integrate their collections into their everyday décor. We'll show you several room designs that achieve that goal seamlessly—and beautifully.

### 76 PURE AND SIMPLE

A decorator/textile designer moves into a 1970s fixer-upper with a vision in her mind and Mother Nature as her muse.

## Romantically Rustic

### 88 RESTORED SPLENDOR

An interior designer finds the perfect home to display her long-held mural wallpaper and furniture.

### 100 COZY IN THE COUNTRYSIDE

A family turns their vacation home into their main home by keeping the walls and floors basic, but bringing in substantial, stylish furnishings.

### 112 RED, WHITE AND NEW

Designers open the door to their retreat-turned-residence to show you how to add your favorite décor (in this case, New England style) to turn a house into a home.

## Etc.

### 5 EDITOR'S LETTER

### 122 THE NEW VINTAGE

How can you make products from the past look fresh and current? Visit these pages for decorating inspiration.

### 129 SOURCES

### 130 HOMESPUN STYLE

Set the mood as you set the table by decorating with charming flea-market finds.



2014

## EDITORIAL

**Editorial Director:** Jackie Torres

**Editor:** Karen Wilhelmsen

**Art Director:** Gabby Oh

**Managing Editor:** Meryl Schoenbaum

**Contributing Photographers:** John Gruen,  
Bret Gum, Mark Tanner

## CONTRIBUTORS

Jacqueline deMontravel, Jules Duffy, Amanda Heer, Rob  
Karosis, Patty Kennedy, Lauren Moss, Helen Norman

## ADVERTISING

**Gabe Frimmel** - Ad Sales Director

GFrimmel@Beckett.com (714) 200-1930

**Donna Silva Norris** - Senior Account Executive

(714) 200-1933

**Shanda Ogas** - Account Executive

(714) 200-1959

**Desiree Newman** - Account Executive

(714) 200-1957

**Eric Gomez** - Ad Traffic Coordinator

**John Cabral** - Creative Graphic Designer

## DIRECT MARKETING GROUP

**Mary Ann Jaca** - (866) 866-5146 ext. 2716

**John Bartulin** - (866) 866-5146 ext. 2746

**Paul Caca** - (866) 866-5146 ext. 4961

**Ryan Lauro** - (866) 866-5146 ext. 2756

## OPERATIONS

**Gus Alonzo:** Newsstand Sales & Marketing Manager

**Celia Merriday:** Newsstand Analyst

**Amit Sharma:** Business Analytics Manager

**Mohit Patel:** Newsstand & Production Analyst

**Alberto Chavez:** Senior Logistics & Facilities Manager

## EDITORIAL, PRODUCTION & SALES OFFICE

22840 Savi Ranch Parkway, Suite 200

Yorba Linda, CA 92887

(714) 939-9991

Fax (800) 249-7761

[www.engagedmediamags.com](http://www.engagedmediamags.com)

[www.facebook.com/eembybeckett](http://www.facebook.com/eembybeckett)

Vintage Beautiful © 2014 by Beckett Media, LLC. All rights  
reserved. Reproduction of any material from this issue in whole  
or in part is strictly prohibited.

## CUSTOMER SERVICE

**BECKETT MEDIA, LLC**

4635 Mc Ewen Road, Dallas, TX 75244

**SUBSCRIPTIONS, ADDRESS CHANGES,  
RENEWALS, MISSING OR DAMAGED COPIES**

(800) 764-6278

(239) 653-0225 Foreign Inquiries

[subscriptions@beckett.com](mailto:subscriptions@beckett.com)

[customerservice@beckett.com](mailto:customerservice@beckett.com)

**BACK ISSUES**

[www.engagedmediamags.com](http://www.engagedmediamags.com)

**BOOKS, MERCHANDISE, REPRINTS**

(239) 280-2380

**DEALER SALES**

(239) 280-2380

**LETTERS TO THE EDITOR, NEW PRODUCTS OR TO  
CONTRIBUTE A STORY OR PHOTO**

Karen Wilhelmsen: [kwilhelmsen@beckett.com](mailto:kwilhelmsen@beckett.com)

**Beckett**  
MEDIA

**BECKETT MEDIA, LLC**

**Nick Singh:** Executive Director

**Erin Masercola:** Business Unit Editorial Director

Vintage  
Beautiful



# AGELESS *BEAUTY*

THE ALLURE OF VINTAGE FINDS is undeniable. Whether it's a glimpse into a past you wish you could have been a part of or a nostalgic stroll down memory lane, finding a vintage knickknack makes you wonder about the item's history and the new memories you'll add now that it's yours. The old adage holds true: They just don't make 'em like they used to.

If you're the lucky heir to grandma's hand-me-down furniture that you're not sure how to display, a passionate collector looking for inspirational ideas or you just love a pretty room, *Vintage Beautiful* is for you.

In this issue, you'll visit the homes of antiques dealers, collectors, interior designers, shop owners and an even artist—each with their own, unique take on what vintage beauty is.

We hope these spaces inspire and excite you about going to the flea markets this summer to create a dream home of your own.

xo,

*Karen*

Karen Wilhelmsen  
Editor











# PASSIONATE *COLLECTORS*

*Step inside the breathtaking homes of people who  
made collecting antiques more than just a hobby.*

FOR THESE ANTIQUES DEALERS AND SHOP OWNERS

CONSTANTLY SEARCHING FOR TREASURES, it's no

wonder that some of their favorite pieces can be found right at  
home. Bold, unique and brimming with character, these impressive  
collections show a love of all things vintage.





# A LABOR OF *Love*

An antiques dealer's home, brimming with one-of-a-kind finds, was a renovation four years in the making.

Written and photographed by ROBIN STUBBERT/GAP INTERIORS

F. M. C. I.  
INSURA





ALLEY  
ANCE



HORWICH  
LOSTOCK  
MARKLAND HILL  
ALBERT ROAD  
BOLTON  
TONGE MOOR  
HALLIWELL  
BLACK HORSE  
MOSES GATE  
WALKDEN  
BOLTON  
WESTHOUGH







### *A Place for Everything*

A simple cream slipcovered sofa is flanked by two antique armchairs covered in rustic grain sack. Each object has been chosen carefully to fit in the overall design scheme. When designing your spaces, find vintage pieces in your color palette and theme for a cohesive look.

## Renovation Wonders

"We created a new entrance and added extra living space to make the internal space work in a more practical manner," Dan says. He ripped out the rotted pine floors and replaced them with antique replicas, repaired worn windows and doors, and insulated the house from top to bottom. Buying a fixer-upper may be for you if you're willing to do the work to create your dream space.

W

hen antiques dealer and stylist Kim Davies and her husband, Dan, a contractor, acquired a rundown, early 19th-century home in Ontario, Canada, they had no idea what they got themselves into. Built in 1857 as a feed-and-grain shop, the building was converted into a house in 1924.

"It was in a pretty bad state both externally and internally," Kim says, "but the bones of the building hadn't been tampered with, and that's what appealed to us most."







“You would never believe it, but *I have actually pared down my collection to around half its original size.*”

Despite the need for new plumbing, wiring, flooring, insulation and heating as well as external and internal renovations, the Davies took the plunge into what would be a four-year undertaking.

Downsizing to move into the house even created an unexpected career change for Kim, who began to sell antiques from her personal collection.

“I have always been a bit of a magpie,” she says, “and being a stylist, it was easier to have my own stock; consequently over the years my collection grew out of proportion.”

All the rooms are decorated in a combination of white and cream to create a sense of continuity, with a splash of black here and there for depth. Each room is filled with unusual antiques and memorabilia.



## *Period Pieces*

High-back chairs surround an elegant pine table, which offsets the old cream-painted apothecary's chest (see page 15). The chair slipcovers were made with home's time period in mind, with the seams down the back as fabric was sold in narrower widths in the 18th century. "We use this room a lot," Kim says. "It's a great place to work as well as to eat. It's cozy in winter and light and bright during the summer."







SALON  
CILBERTE





## *A Collector's True Calling*

Throughout the house, Kim's antiques, pottery, china and other collections have been arranged on every available surface. Ironically, it was this downsizing to move into the home that led Kim to become an antiques dealer.



## *Add a Dose of Drama*

It was Dan's idea to use touches of black to break up Kim's white and cream theme throughout the home. "The cabinets were supposed to have a whitewash finish, but somehow the black seemed to give the room a better sense of balance, so we left them as they were," Kim says. Black cupboards provide a dramatic backdrop for a collection of antique plates, bowls and jugs.



## *Black and White Delight*

In the master bedroom, the walls are covered in a damask wallpaper that Kim fell in love with, while the bed is draped with a black-and-white patchwork quilt. If bold patterns aren't for you, try a stunning print in muted tones that go with your room's color scheme.





“The most important element for us was to *retain the house’s timeworn appeal.*”



### *Reuse, Renew and Upcycle*

In the master bathroom, a distressed antique dresser-turned-vanity steals the show. “Dan found it long before we were due to move into the house,” Kim explains. “He has a great eye for finding unusual pieces.”









# Period *Peace*

Two antiques dealers' elegant yet relaxed home is filled with eclectic curiosities and treasures spanning centuries.

Written and styled by MAGGIE COLVIN/NARRATIVES

Photography by ROBERT SANDERSON/NARRATIVES









*T*

he foundation of antiques dealers Paul Wong and Martin Johnson's home dates back to the 11th century. In 1970, the previous owners converted three ground-floor rooms into one glorious drawing room. It was this room that appealed the most to Paul and Martin.

In this home, marble busts refreshingly double as hat stands when required; a Georgian painting of an 18th-century English beauty could be lit by a retro 1950s lamp or placed next to wall-mounted antlers or 19th-century plaster casts, which jostle for space on the staircase walls.



### *Harmonious Balance*

A lesson in the serenity of symmetry, the drawing room was created from three small rooms and was ultimately what sold homeowners Paul and Martin on the house. From the mirrors and busts to sofas and armchairs, everything flanks the fireplace for symmetry in style.





“My parents were antiques dealers, and I grew up amid collections of bronzes, silver and pottery,” Martin says. An admirer of 20th-century decorators like Oliver Messel and Cecil Beaton, Martin has a penchant for theatrical designs. “They proved you can get away with the most unlikely combinations, juxtaposing styles and epochs, providing there’s decorative merit,” he says.

“One of our missions is to prove how antiques can be adapted to the 21st century,” Paul says. “In our shop, we chose to illustrate the point by displaying them in a contemporary way.” There you’ll find Delft china vases filled with flowers, and silver and 18th-century glasses at the ready. “All our pieces are intended to be used every day—sometimes chipped, but always enjoyed.”

### *Beachy Keen*

A large antique standing candelabra adds beauty to the bathroom. Mixed among an elaborate mirror encrusted with shells and black-and-white prints of sea life, the space features a refreshing, vintage take on seaside-inspired décor.





“All our pieces are intended  
to be used every day—  
*sometimes chipped, but  
always enjoyed.*”





## *Through the Ages*

A prime example of how Paul and Martin juxtapose eras successfully can be seen in the conservatory dining room, where industrial lamps cast a soft glow onto the table made from scaffolding planks. A sideboard holds a pristine collection of antique silver.













*“Each room is like a painting in a frame.  
We look at how everything flows. If a piece  
doesn’t fit, it goes.”*



### *Peaceful Palette*

The blue-and-white color scheme of the Delft china extends to the wall tiles in the kitchen, which is a calm, restful space.







## *Elegant Appeal*

Paul and Martin collect portraits from the 16th century to the present, one of which can be seen in the master bedroom. A blend of styles, such as industrial, French and traditional, and antiques from all periods can be seen in each room of the house.





# Perfectly *Imperfect*

Two shop owners restore their Edwardian home, furnishing it with worn pieces that reflect their laid-back sensibility.

By EMMA LOVE/GAP INTERIORS

Photography by BRUCE HEMMING/GAP INTERIORS





## Tricks of the Trade

The pine bed purchased through eBay was painted white and covered in a colorful throw Marcus found at an antiques market. Painting the floorboards Farrow & Ball's Great White makes the room feel bigger and brighter, and creates a lovely distressed look over time.







antiek



Gareth McCully and Marcus Crane were living busy lives in the city when they decided to opt for a calmer country lifestyle. Although their intention was to slow things down, the pair took on a challenge when they bought a dilapidated Edwardian house.

When first viewing the home, the rooms were so full of junk that the real-estate agent thought it was unsafe to go inside. Overlooking the clutter, Gareth and Marcus saw the home's redeeming qualities: original fireplaces, three floors with a basement kitchen, an open dining area and a walled garden for their growing family of rescue dogs (they currently have seven).



### *No-Fuss Furnishings*

There are stories attached to many of the pieces that fill the rooms, and much about the house is designed to accommodate Gareth and Marcus's rescued dogs. There are few coffee tables to be knocked over or cushions to be chewed. And when accidents do happen, the laid-back homeowners chalk it up to life.





“A lot of what we like is because  
of what’s happened to it.  
*We like a dent in things,  
a bit of wear and tear.”*





## *Beauty in Blemishes*

The ground floor features the dining room with double doors that open out to the garden. The dresser, purchased from a friend, holds a mix of white crockery, dishware and knickknacks, such as the vintage clubhouse sign and trophies. For a rustic touch, the dining table's scratches blend in Marcus and Gareth's design philosophy: imperfections are beautiful.

Today, the home's walls serve as canvases for their secondhand finds. Marcus also searches for pieces to fill their antiques shop, McCully Crane, which he and Gareth opened up in 2009 after they started selling the furniture from their previous home. The store specializes in vintage furniture and accessories unearthed from markets and bought at auction, from taxidermy and needlepoint to bell jars and industrial lighting.

Marcus admits to getting attached to items from the shop that he has to bring home.

"I have to be really disciplined, otherwise the house would be full," he admits. A few dings or scratches don't deter him. "A lot of what we like is because of what's happened to it. We like a dent in things, a bit of wear and tear."

See Sources, page 129.





### *Upcycled Innovation*

Gareth and Marcus kept the original fireplace, scraping off its nicotine-stained paint to expose the iron. An old gun cupboard makes a unique bathroom cabinet, while the paintings from eBay and Old Spitalfields Market bring color to the space. The white tiles and walls in Farrow & Ball's Cornforth White exude tranquility.









“You get the best of both  
worlds here: *the countryside*  
and *the seaside.*”





### *A Cozy Kitchen*

In the kitchen, Ikea cabinets are displayed next to a vintage sign—a \$35 eBay find that Marcus says has a "lovely patina." Adding eclectic finds, like the black-and-white photograph of George Best found at an auction, proves that pieces from all price points and styles can blend cohesively if they work in your color palette.









# NATURAL *BEAUTIES*

*Looking to the outdoors for inspiration within the home  
can result in spaces as fresh and bright as nature itself.*

FROM FLORAL PRINTS AND BOLD COLORS TO GREENERY

USED AS DÉCOR, these homes embody all that we love about the  
great outdoors. Get inspired with these fresh picks that anyone, with or  
without a green thumb, can appreciate.







## *Personalize Your Home*

Near the dining table, painted portraits of homeowner Stefania Passera's daughters bring color and a sense of warmth to the space. For a fun touch, matching chairs are upholstered in fabrics of various colors and textures to tie into the upbeat feel of the room. Some of Stefania's collections from the 1900s are displayed in the cupboard.





# COME INTO BLOOM

A shop owner's love of bright colors, vintage décor and nature-inspired pieces infuses her home with serenity and charm.

Written and styled by FRANCESCA DAVOLI  
Photography by FABRIZIO CICONI/LIVING INSIDE





## *Flower Power*

In the living room, the wing chairs from the '50s are covered in a floral Manuel Canovas Misa fabric. The antique Persian carpet has been dyed chartreuse to enhance the nature-inspired theme of the space.







It's only fitting that a home this beautifully decorated is inhabited by four fabulous women: Stefania Passera, owner of the interior-design shop Nap Atelier, and her three daughters. The relaxed nature of the home is due to Stefania's penchant for beautiful décor, which both her job and lifestyle incorporate.

"I found this apartment in a minute's time and fixed it in 20 days; it represented a brand new birth for me, even though I knew it was going to be very difficult for my daughters to move out of a house they loved very much," Stefania says. "That's why, in the shortest time, I tried to create an environment that would seem so familiar to us that we could feel like it had always been there."

Stefania has filled her home with the pieces she used to see at her grandma's house, but revisited in a contemporary way, mixed with new décor, bright wallpapers and fun fabric of all kinds. To Stefania, it would be impossible to live in a house where there were no pieces holding fond memories, "the ones that every day remind you who you are and where you come from," she says.





## *Antique Touches*

Stefania's designs rely on putting together disparate objects and treating everything as if it's precious. Here, a vintage Olivetti typewriter under her great-grandfather's portrait creates a stunning display that pops against the pale-gray wall.



“I tried to create an environment that would seem so familiar to us that *we could feel like it had always been there.*”



### *Put Function First*

A collection of vintage hats and handbags acts as an eye-catching display on its own, but also allows for easy access to accessories when needed. Pick objects that tie into the color scheme for an impactful arrangement.



A small dining area with a window, teapots hanging from the ceiling, and walls covered in plate wallpaper. The room features a window with a view of greenery, a table with a patterned tablecloth, and colorful chairs. The walls are covered in a dense pattern of small, colorful plates. Three white ceramic teapots hang from the ceiling. A small blue table is visible near the window. A large, colorful rug is on the floor. The overall style is whimsical and romantic.

## *Romantic Whimsy*

The small dining area features wallpaper covered in little dishes by Studio Ditte, colorful iron chairs and ceramic teapots from Stefania's shop, Nap Atelier, hang from the ceiling. A balance of colors, patterns and textures is artfully achieved here, with white cabinets and walls grounding the space.



Fill your home with the pieces that *“remind you who you are and where you come from,”* Stefania says.



Stefania attributes her creativity to growing up in the Piemonte, Italy, countryside. “The flower patterns that decorate the walls and armchairs of my house, the game of colors switching continuously from harmony to contrast—it all goes back to that bucolic universe.”

See Sources, page 129.





### *Earthy Elements*

"My bedroom is definitely my favorite," Stefania says of all the rooms in the house. "It's like a home within the house—the magical room I've been building since I was a child—and today it is where I take refuge when I come back in the evening." Hummingbirds wallpaper by Cole and Son, pale linens in earth tones and an antique chandelier keep the look classic yet understated.









# Art AND SOUL

Artist/designer  
Valerie Wall turned  
a classic Edwardian  
home into a livable  
work of art.

By JANE BOWLES/GAP INTERIORS

Photography by COLIN  
POOLE/GAP INTERIORS





## *Fine Dining*

The dining room features a classic design in the French style Valerie loves. Shutters and an extra-long pedestal farmhouse dining table are rustic touches that complement the other refined elements.







## Collectible Keepsakes

"Decorate your home with pieces you've collected on your travels, as it will mean that each room is full of happy memories," Valerie says.



Artist/designer Valerie Wall lived abroad for more than 30 years before deciding to return home to England to be closer to her family. When searching for a home, above all else she was looking for a "peaceful, rural location." After much searching, she wondered if she would ever find the right place to call home.

"I'd almost given up hope, but my spirits soared at the first glimpse of this lovely Edwardian house nestled in the midst of a Constable-like landscape," she says. As luck would have it, the previous owners even converted the attic into a loft-like artist's studio.









“Light pours in from every window, and I couldn’t ask for a better space to work in,” she says.

Valerie’s coastal-inspired design scheme includes shades of powder-blue and turquoise combined with lavender and yellow, with liberal amounts of silver leafing—all of which she painted herself. Soft furnishings comprised of monochromatic striped cottons and pastels are teamed with jewel-colored silks to create the perfect backdrop for her paintings. After five months of renovating, Valerie completed her masterpiece.

“Every time I step through the door, I can’t help noticing how delightfully peaceful the place seems,” she says. “I feel completely at home here, and I don’t really think you can ask for more than that.”

See Sources, page 129.





## *Light and Bright*

For the décor, Valerie envisioned a mélange of her favorite French and New England styles. "I saw the house as a wonderful blank canvas, and my top priority was to maximize the sense of light and space," she says. With her desk overlooking the beautiful view and a bookshelf showing off her collections, Valerie's décor is truly inspired by nature.





## *Kitchen Conversion*

"The kitchen felt very dark and enclosed, so I asked my builder to knock down the partition to open up the space,"

Valerie explains. Open-shelving units and powder-blue painted cabinets make the space appear larger and brighter.







*“Decorate your home with pieces **you’ve collected on your travels**, as it will mean that each room is full of happy memories.”*



### *Palette Pointers*

“When choosing the palette for your décor, be sure to pick your favorite colors rather than whatever shades happen to be fashionable at the time. That way, you’ll create a scheme you’ll always enjoy living with,” Valerie says.



*“I feel completely at home  
here, and I don’t really think you  
can ask for more than that.”*






## *An Artist's Oasis*

"For many years I worked in America with top designer Lynn Morgan, who taught me how to use a soft palette to create a calm, restful look, using pops of bright color as accents in soft furnishings and accessories," Valerie says.

The powder-blue scheme continues in the bedroom, with paintings adding bright hints of color. Valerie even painted the mural in the bathroom (seen above).











# cOOL & cOLLECTed

A home that's as colorful and full of life as its owners combines antiques and eclectic furnishings.

Written and photographed by  
MICHAEL PAUL/LIVING INSIDE

## *Glimmering in Gold*

This monochromatic look is anything but boring. The wood flooring and gold and brown hues throughout pair well with the turquoise on the sofa and seat of the chair. When creating a look with one main color, mix up the textures in your accessories for visual interest.









*W*

hen interior designer Juliette Byrne decorated her townhouse, she opted for a mix of color, 20th-century pieces and cool, contemporary furnishings. The result is both stylish and chic, suited to her energetic, fast-paced lifestyle.

“When I discovered the house four years ago, fortunately most of the structural work had already been done,” Juliette explains, “but it was dowdy, rundown and desperately in need of some TLC.” Most of all, the house needed to be more livable with an inviting, homey feel for Juliette and her daughters: an ideal project for someone of her talents.

Juliette has avoided resorting to faddish high fashion; instead, she stuck to what she does best: designing beautifully timeless interiors with a touch of wit. There are no bells and whistles here that will go out of style in the near future.

Distinguished by its graphic simplicity and the confident use of vibrant color, the home has achieved a lasting vitality while maintaining its intimacy and warmth. And like so many interior designers’ homes, it will always be a work in progress, Juliette says.

“I am always striving to find new pieces and try out new ideas,” she explains. “I owe it to my clients to always be aware of new trends and developments.”

*Stick to bold colors you love, meaningful vintage pieces and timeless designs for a look that won’t go out of fashion.*







## *A Mix of Styles*

In the living room, simplicity pays off as clean, organic lines and a muted palette work together seamlessly. The addition of tasteful blues and gold add class, while the occasional splash of bright color in the artwork and furnishings stirs the senses. Like much of Juliette's work, this room's key feature is its mix of styles: 1950s Italian indigo linen-covered armchairs and a vintage gold mirrored table by Valerie Wade are combined with contemporary pieces.





The colorful kitchen features an aquarium and leads to a groovy pink dining space, *which Juliette admits to “having a bit of fun with” in the design.*





## *Be Bold with Color*

"I wanted to create a very graphic feel with the classic use of black and white, but soften it with a joyful color that makes everyone feel good when they enjoy a meal with our family," Juliette says of the dining room. Paint only one accent wall to keep a room feeling open and airy.







### *Ethnic Infusion*

In the study, a beautiful mix of patterns, textures and eras creates a chic look. A mural on the wall with a lion, cheetah-print pillows, a yellow vintage armchair, fur throw and white carpet reflect Juliette's love of bold prints paired with neutrals.



## Hip Hangout

In the TV room, silver wallpaper blends in seamlessly with hot-pink, purple and lime-green accents. There is even a Moroccan influence, with two silver drum tables and other ethnic-inspired pieces, like the zebra-style rug. "I wanted to create a cool family space where the girls could chill and hang out with their friends," Juliette says. Make a statement with a bright focal point, like this brilliant limited-edition graffiti painting by artist Ben Allen, that sums up the mood of this space.





## *Double-Duty Rooms*

The luxurious, tranquil bathroom also doubles as Juliette's dressing room to capitalize on space.

"With the full-on lifestyle I lead, I wanted to have a haven in the house that feels soothing and easy on the eye—and above all, where I could retreat to catch up on some reading," Juliette says.







### *Silver Lining*

The master bedroom is serene and simple, with comfort being the core criterion. Soft tones of pink and green are blended with muted silver and gray, which are effectively used to create an elegant background. For a fun touch, use wallpaper on only one wall as the focal point that will draw the eye up to highlight a room's high ceiling.





## *Green Living*

"Bring the outdoors in—literally," designer Lauren Liess suggests. "Take walks, collecting natural pretties, and display them in your home. Use natural materials with interesting textures: natural-fiber rugs, woven shades, baskets, linens, hems and raw woods all make a room feel more 'natural.'"

# *Pure* and Simple

A home celebrates the great outdoors by bringing nature's warm palette in.

By KAREN WILHELMSEN  
Photography by HELEN NORMAN













W

hen decorator and textile designer Lauren Liess first set her eyes on her former home, a 1970s fixer-upper, it was in dire need of some TLC. Despite words of caution from her family—and even the realtor—to pass on the house, Lauren and her husband took the plunge, moved in and began renovating it to better suit their family’s needs.

“We wanted a livable, relaxed home that was both pretty and family-friendly,” she says. “We loved our yard so much and the views were so important to us that I based the home’s color scheme on the green all around us.”

Lauren’s love of collecting is evident in the spaces she designs. A fan of The Old Lucketts Store and On a Whim in Leesburg, Virginia, she buys pieces that intrigue her and then finds places for them—from vintage oil paintings and sculptures to furniture.



### *Good as Gold*

Gold-framed da Vinci sketches in neutral colors make a big impact as you enter the home. A seagrass carpet further enhances the nature-inspired theme. Include your front door as part of the décor by painting it a bright, bold color.



## *Custom Comforts*

A custom wool rug atop the hardwood floor makes the living room family-friendly. A sunburst mirror acts as the focal point on the large wall. For a big area like this, a mantel grounds the space while adding color.








“My personal style is natural, relaxed and eclectic. I love collecting old pieces and mixing them with newer things. I love quirky things, and if something makes me smile and I can afford it, I usually buy it. Botanicals are another weakness. I love fresh-feeling homes,” she says.

By filling her home with nature-related elements, Lauren turned a drab '70s house into an elegant, family-friendly charmer with character.

“Good design is personal, thoughtful and unapologetic,” she says. “It tells you something about the people who live in it, wear it and create it.”

See Sources, page 129.






## *Kitchen Renovation*

Lauren had the cabinets removed and added beadboard and shelving so her whiteware could create a beautiful display that contrasts the wood floors. For a family-friendly touch, revamp an old fridge with chalkboard paint for continual artwork.





A photograph of a breakfast nook. A round white table is surrounded by white chairs with distressed paint. On the table are three potted plants. The wall is covered in black and white floral wallpaper. A chalkboard with a white frame hangs on the wall, listing a menu. A window with a woven shade is visible in the background.

*“Natural-fiber rugs, woven shades, baskets, linens, hems and raw woods all make a room feel more ‘natural.’”*

### *Cozy Little Corner*

Lauren created a comfy breakfast nook to make the most of this small section of the kitchen. Romantic black-and-white floral wallpaper and a chalkboard made from architectural salvage create an intimate café feel.



*“Good design is personal, thoughtful and unapologetic.”* It tells you something about the people who live in it, wear it and create it.”







### *Tossed and Found*

Lauren found this brass headboard on the side of the road and used it as inspiration for the room's white and gold palette. Here, a perfect mix of high and low, and vintage and new pieces is achieved. Let your vintage finds take center stage—such as a chandelier, artwork or headboard—and then furnish the rest of the room with new items that complement the old.

For more information on interior designer Lauren Liess, visit [laurenliess.com](http://laurenliess.com).









# ROMANTICALLY *RUSTIC*

*Worn vintage pieces and rustic settings infuse these dreamy spaces with country charm. ELEGANT YET*

*UNDERSTATED*, these homes were transformed using timeless décor to seamlessly blend the old with the new. Cozy, classic and rustic, they showcase carefully curated collections for maximum impact.







### *Stunning Display*

Homeowner Louise Waight's magpie eye for antiques has resulted in many interesting finds, including this set of service plates originally used on a train. The antique church chairs are a cozy touch.





# RESTORED *Splendor*

An interior designer uses her eye for antiques to revive a Victorian property.

By RACHEL LEEDHAM/NARRATIVES

Photography by RACHAEL SMITH/NARRATIVES





### *An Eye for Details*

In the dining room with double doors that open to the kitchen, Louise picked out linen-covered French chairs featuring velvet piping and nickel pulls to keep the pale fabric pristine. They surround an antique Gustavian table, which extends to seat 20 guests.





### *Timeless Charm*

The elegant dark-gray hue of the kitchen units helps ground them within this large space, while textured travertine flooring looks as if it has been there forever.

*I*nterior designer Louise Waight had long harbored the dream of owning a house that could accommodate panoramic wallpaper. When she first walked into this handsome Victorian property and glanced at the dining room, she knew she had found the right place.

Her journey to getting the home where it is today took four years, the first year of which she, her husband and their two young sons lived in a rental property nearby. While the slime-ridden lower ground floor seemed desperately unappealing, Louise realized that it could give the family 1,600 square feet of extra living space. She also made sure to keep the home's original layout.



## *Orange Accents*

Louise's favorite color is orange, which she added here and there against neutral hues for maximum impact in this light-filled space. The orange side table by David Linley is evidence of her love of beautifully crafted pieces, both old and new.



## *Picturesque View*

"You need a certain room to carry off a grand scenic paper, and this one had all the right proportions," Louise says. The mural is an exquisite 1920s hand block-printed design of Kew Gardens by Arthur Sanderson & Son. The antique Swedish chairs are covered in forest-green velvet and the floorboards are original to the house.





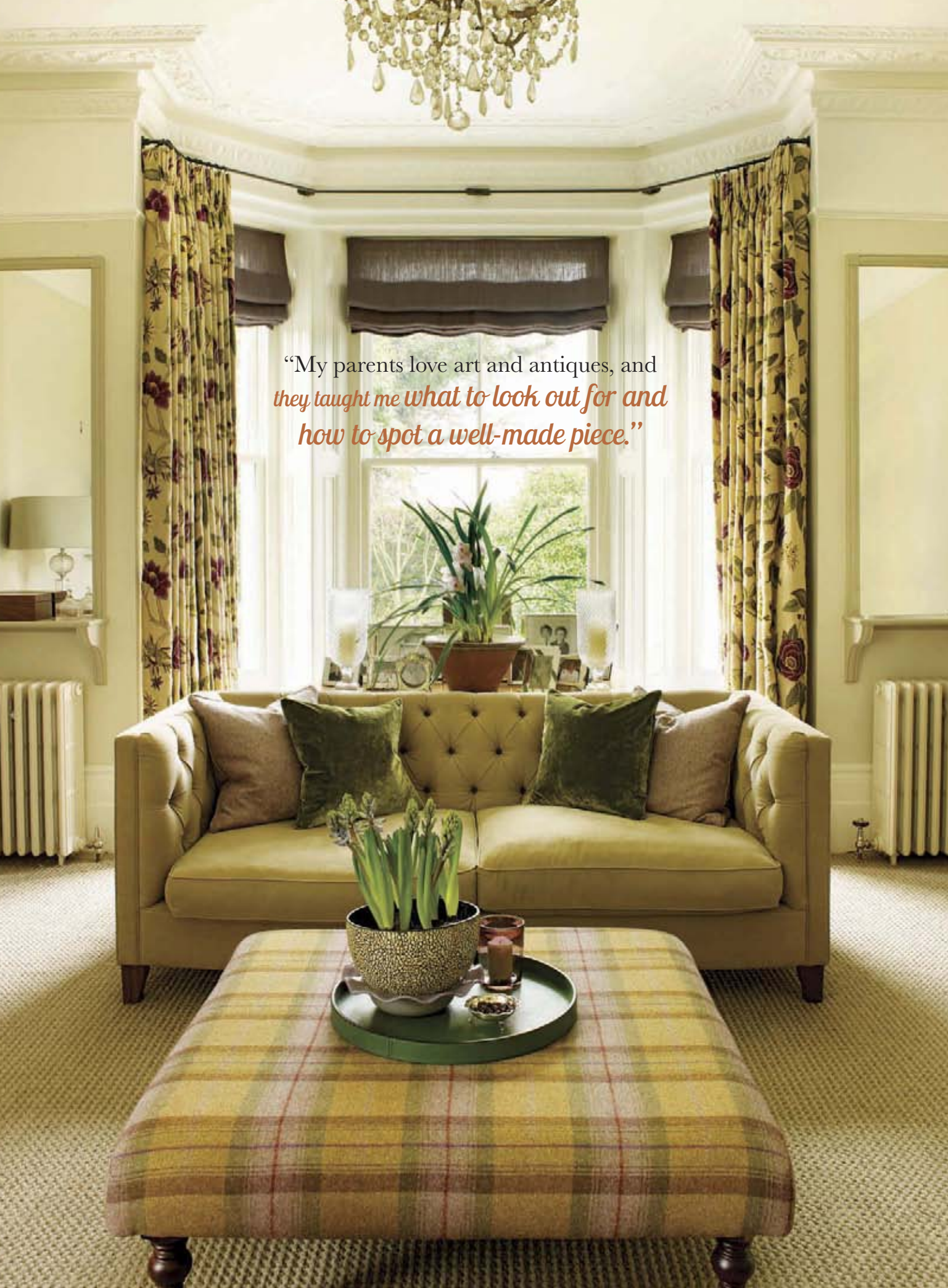
Decorated with all her finds, from a 19th-century gilded, marble-topped table to a vintage collection of framed moths and butterflies, Louise has put her own stamp on the home. But her work is far from being over.

“I’m trying to recreate the gardens as they must have once been. It is rather like designing different ‘rooms’ within the grounds,” she says. “When we took on this property, it was desperately unloved. My mission is to bring a smile back to both the inside and the exterior of the house.”

See Sources, page 129.





A photograph of a well-decorated living room. In the center is a light-colored, tufted sofa with several cushions. In front of it is a large ottoman with a yellow and brown plaid pattern. On the ottoman sits a green tray with a potted plant and a candle. Behind the sofa is a bay window with floral curtains and a dark valance. A large potted plant sits on a table in front of the window. A chandelier hangs from the ceiling. The room has a warm, inviting atmosphere.

“My parents love art and antiques, and  
*they taught me what to look out for and  
how to spot a well-made piece.*”





## *Preserving Beauty*

"When you have well-proportioned rooms, you don't need to start knocking through all the walls—it would make the spaces cavernous," Louise says.





### *Stay In Season*

Louise designed reversible curtains for the landing window, using tartan on one side, for the autumn and winter months, and pale linen on the other side for the rest of the year. This way, the look stays fresh all year round.











## *Make a Statement*

The smallest room in the house has been given the boldest treatment with an eye-catching monochromatic scheme of slate tiles juxtaposed with pretty wallpaper depicting tropical birds in flight for a simple yet stunning effect.



## *Wow Factor*

Many of the pieces in the house have traveled from the family's former home in London, including this striking mirrored panel that rests behind the freestanding bath. For drama, add a big statement piece to act as the focal point of the room.





### *Introduce Texture*

Pale Gustavian pieces and a soft palette exude a soothing feel in this guest bedroom. To add visual interest to a space with light colors, bring in textures, such as a sisal carpet.







# *Cozy* *in the* *Countryside*

A family transforms their  
farmhouse into their dream  
home, complete with  
breathtaking views.

By CAROLYN EELES/GAP INTERIORS  
Photography by COLIN POOLE/GAP INTERIORS



## *The Perfect Palette*

Homeowner Margot Simpson effortlessly mixes painted furniture in neutral colors into her antiques-filled home. This stunning vignette includes a painted cupboard that was purchased locally and the mora clock, a great score from a local house sale.





W

hat was once their vacation home is now the dream home for the Simpson family, who have maintained their property's simple white walls and original flooring and beams.

Sixteen years after moving in, homeowners Margot and Tom have made this house their own by adding touches of their classic signature style. A renovation two years ago added two more bedrooms and a bathroom above them along with a stunning staircase and photo gallery.





## *Timeless Touches*

A galleried landing was added to the home two years ago. Margot kept the original floorboards and carefully selected pieces to match the age of the property.



## *Something Old, Something New*

Most of the pieces in the living room have been collected over the years and the furniture has been reupholstered in neutral fabrics, with the exception of the David Linley sofa. "I like the idea of buying something new, which will be an antique of the future," Margot says. The antique model boat dates back to 1840, its linen sails now as thin as parchment. The stunning ornate mirror, featuring gold leafing and cherubs, was purchased over 20 years ago.



## *A Clean Slate*

"I see my house as one complete space, with the rooms flowing seamlessly from one into another," Margot says. "By using the white walls throughout, I can change the feel of a room through furniture and accessories, but overall the flow remains uninterrupted." In the dining room, an antique Pembroke table that was once a school desk can seat four for a formal dinner away from the kitchen.





*“I know instinctively if something is right for us and the house,* even if I’m not sure exactly where it will go when I get it home.”



“I was determined that the join between old and new would be seamless,” Margot says. “We have spent endless weekends searching around local reclamation yards, but I think the finished effect is worth the effort.”

The fresh, white color palette acts as a blank canvas for Margot’s collection of antiques and quirky purchases. There is very little in the house that was purchased new, as Margot prefers to give a second life to anything vintage

that draws her attention. So it’s no surprise that Margot feels certain she’ll never leave the farmhouse she spent so many years creating.

“Every day, when I return from work along the lane toward the house and take in the surrounding views, I fall in love with it all over again,” Margot says. “It never fails to take my breath away.”

See Sources, page 129.













*“Once a year, we whip  
'round with a paintbrush  
and freshen up any  
patches that are suffering  
from family wear and tear.”*



## Salvage Success

The master bedroom is home to another one of Margot's salvage-yard successes. She bought two rusty, unpromising pieces of wrought iron, which turned out to be an exquisitely pretty bed frame. The painted butler's tray with a stand was a junk-shop find. Let your flea-market décor take center stage against a neutral background for a serene space.



## Pretty in Pink

Margot bought daughter Libby's bed secondhand and had it reupholstered with bright pink-and-white gingham fabric. The striking pink trunk is practical as well as stylish.



## Child's Play

The guest room is home to many well-loved family pieces from the children's youth. Margot painted the soldier toy box herself, and the farm animal toy chest was a gift. Make your guest room comfortable for visitors of all ages.





### *Beauty and the Bath*

Margot opted for a pair of sinks flanking the bath to provide a sense of symmetry to the room. Tongue-and-groove flooring adds texture and warmth to the space while creating contrast against the all-white walls.





WASH

### *Choose the Right Hues*

Margot added color to the en-suite bathroom, although she kept it minimal for more impact. Inspired by the rug, she selected shades of blue for the floorboards and teal for the bathtub. Painted floorboards are an easy way to add color without overpowering a space.



# RED, WHITE AND *New*

A home with classically American style  
is a cozy retreat for a design duo.

Written and styled by ABIGAIL EDWARDS/NARRATIVES

Photographed by ALUN CALLENDER/NARRATIVES







## *Poolside Paradise*

The long, mosaic-tiled pool is in the hub of Lars and Ulla Walles' New England-style summer home, which has three separate buildings. Because Ulla always wanted a house in the Mediterranean, Lars painted its walls Mediterranean blue so Ulla could feel as if she were there. Teak garden furniture, gold Lloyd Loom chairs and an array of geraniums and hydrangeas complete the look.







## *Crafted with Care*

The shed-like structure was inspired by classic New England wooden houses. The pine building is stained a subtle gray, which has beautifully faded with time and protects the wood.



Lars and Ulla Walles' vacation retreat-turned-home embodies the New England style they love, combining their sense of understated chic with a masterful way of utilizing space. Behind a mass of pine and birch trees, and hidden at the bottom of a long and winding road, the house seems a million miles away from their hectic lives as designers.





The couple put Lars's knack for architecture and their combined design skills to good use by remodeling the property to suit their needs. They built the one-room guesthouse by the pool that combines a dining area, two seating areas and a large kitchen—all while feeling spacious. The couple eventually started spending so many weekends at their summer retreat that they decided to make a permanent move.

The whitewashed timber walls and use of natural materials add to the calming effect of Lars and Ulla's laid-back home. "We love New England style and are owners of a New England-style brand. It seemed natural to build and decorate in this way," Lars says.

The warm, pared-down tones with the occasional bright color and intimate layout make this home the ideal place to relax any time of year.



## Coastal Comforts

The largest bedroom in the main guesthouse has a lovely stone fireplace flanked by two comfy chaise lounges, adding a sense of symmetry to the space. The rustic nature of the fireplace and the tongue-and-groove paneling give the room a beachy feel, enhanced by a hanging fishing basket and rod next to the bed.









## Sweet Dreams

An elegant four-poster double bed with curtains that can be pulled across for privacy sits discreetly in a corner. Design aficionados Lars and Ulla made the most of their small spaces by using symmetry in their designs and making each room multipurpose.





## *America the Beautiful*

Above the bed in this guestroom are framed prints of Matisse drawings—an unexpected twist. Subtle splashes of color from the bedding and chinoiserie vase play up the couple's love of New England style. The white-painted walls make the room appear larger.



## *Multipurpose Spaces*

The bedroom on the end of the main building doubles as an office. This old wooden table is used as a desk, positioned to take advantage of the lovely view outside.









## *Entertaining in Style*

The dining table, which can be extended to accommodate guests while entertaining, and chairs add rustic charm to the home. The chairs have been reupholstered in pale tan leather to fit the room's neutral color palette. Vintage wooden duck decoys create a fun display against the back wall. To achieve this look, group together small pieces from one of your collections.



# THE NEW *VINTAGE*

Just because flea-market finds are classic doesn't mean your spaces can't be modern and fresh. Here's vintage décor like you've never seen it before.

By KAREN WILHELMSSEN

VINTAGE LOOKS CAN BE modern, chic and anything but ordinary. Take a glimpse into these homes with bold style that's refreshing and new.



Photo by John Gruen; styling by Carey Karlan





Photos by Eric Striffler, styling by Jacqueline deMontravel

## BOLD AND BEAUTIFUL

Even though your vintage finds are classic, you can still display them in rooms that are hip and chic. Don't be afraid to use bold colors and bright, colorful accessories for juxtaposition.

In this dining room, plantation-style cane-back chairs surround a chic capiz-shell drum pendant. A blend of modern and vintage pieces uniquely come together in this beach retreat with a tropical vibe. The coral-colored wall coverings are unexpected but act to highlight the chairs by creating contrast.

In the home of Carey Karlan, founder of Last Detail Interior Design, a bright burst of green from the back of a bookcase enlivens the space. The green complements the colors of the books, metallics and wood flooring. Unafraid of bold elements, Carey's love of oil paintings and meaningful antiques can be seen throughout her home.



“The chalkboard paint in the entry foyer lets visitors know they’re here to relax and have fun. *Plus, the messages they leave behind are priceless.*”



No One Comes  
here any  
more...  
it's too  
crowded.  
Neal

(+ SONS  
B  
B  
B

CREAT  
PLACE!  
Cant wait  
to enjoy a  
glass of wine  
on your  
porch!  
MG U

Susan

So happy to  
see you and  
your new home  
all the best  
- Heather

YOUR  
"OFF THE WALL"  
FRIEND LIVES  
ON YOUR WALL  
LOVE YA  
CAROL

PLEASE  
Leave your  
message  
on the  
BEER  
wall





## RUSTIC MODERN

Photography by © 2014, ROB KAROSIS/ROBKAROSIS.COM  
Styling by PATTY KENNEDY INTERIORS

Interior designer Patty Kennedy's 1890s New England-style home features seaside sophistication in a nontraditional way. In the entry, a wicker settee is painted gray with an ocean-blue cushion fabric that ties into the plates displayed above. A modern take on traditional Blue Willow-patterned china can be seen on the pillow fabric by Lee Jofa.

"The most interesting art-wall displays include contrast: traditional with modern, high-end with thrift-store finds, serious with silly," Patty says. "It's great when a guest feels compelled to explore the walls with a glass of wine in hand and a smile on their face."

The gallery wall in the dining room displays an eclectic collection of paintings, photos and flea-market finds acquired over the years, she says. Some of the pieces even hold meaning, like the vintage black-and-white photo of Patty's husband racing motorcycles when he was younger and a large oil painting of a pear Patty painted herself.

"The chalkboard paint in the entry foyer lets visitors know they're here to relax and have fun. Plus, the messages they leave behind are priceless."









## COASTAL CHIC

Photography by LAURA MOSS  
Styling by JULES DUFFY DESIGNS

Blue hemp wallpaper sets the tone for this contemporary coastal dining room filled with vintage touches. Atop the custom pine dining table, interior designer Jules Duffy paired vintage Chinese floats collected in antiques shops in Hawaii with vintage French wine jugs. The fresh colors tie into the soldered bottles on the mantel that exude the laid-back, seaside feel seen throughout the room.

On the opposite wall, cream and white dishware is shown off in a vintage plate rack. Below, a bottle filled with seashells is a subtle homage to the room's theme.

To get this look at home, you can mix new décor with a few vintage finds that can take center stage. A mora clock, plate rack or vintage chandeliers are great accessories that can tie into a range of styles. Stick to neutral-colored finds so that if you want to change the style of a room they can still work with your designs.







## Sources

### Perfectly Imperfect

Pages 30-39

For more information on McCully Crane, visit [mccullyand-crane.com](http://mccullyand-crane.com). **Sitting room:** Wall color: Farrow & Ball's Hague Blue, [farrow-ball.com](http://farrow-ball.com). **Dining room:** Crockery, glasses and knickknacks: Classic Chaps, [classicchaps.co.uk](http://classicchaps.co.uk). Dining table: Pippa Deeley Auction in Bodiam, [pippadeeley.com](http://pippadeeley.com). **Kitchen:** Kitchen units: Ikea, [ikea.com](http://ikea.com). **Bedroom:** Floor paint: Farrow & Ball's Great White, [farrow-ball.com](http://farrow-ball.com). **Bathroom:** Tiles: Ceramic Tile Distributors, [ctdtiles.co.uk](http://ctdtiles.co.uk). Walls: Painted in Farrow & Ball's Cornforth White, [farrow-ball.com](http://farrow-ball.com). All or most other items are vintage.

### Come into Bloom

Pages 42-51

Stefania Passera is the owner of the interior-design shop Nap Atelier. Many of the products featured in her home can be found there. For more information, visit [napatelier.com](http://napatelier.com). **Kitchen:** Vintage cups and dishes, ceramic teapots, wallpaper and chairs: Stefania Passera and Studio Ditte for Nap Atelier, [napatelier.com](http://napatelier.com). **Living room:** Fabric: Wing chairs covered in Misia floral fabric by Manuel Canovas, [designs.manuelcanovas.com](http://designs.manuelcanovas.com). Book with butterflies and dyed Persian carpet: Nap Atelier, [napatelier.com](http://napatelier.com). **Dining room:** Portraits of Ginevra, Tea and Nina painted by the artist Darija Bazdan. **Bedroom:** Hummingbirds wallpaper by Cole & Son, [cole-and-son.com](http://cole-and-son.com). for Nap Atelier. All or most other items are vintage.

### Art and Soul

Pages 52-63

To commission one of Valerie Wall's portraits or murals, call 00 44 (1)297 631461 or email her at [valeriewall@gmail.com](mailto:valeriewall@gmail.com).

### Pure and Simple

Pages 76-85

For more information on interior designer Lauren Liess or her boutique, Lauren Liess & Co., visit [laurenliess.com](http://laurenliess.com) or call (571) 926-7825.

### Restored Splendor

Pages 88-99

Interior design by Louise Waight; for more information, call 07887 525455. **Dining room:** Late 19th-century Swedish dining table: Talisman, [talismanlondon.com](http://talismanlondon.com). French Empire sideboard and antique table lamps: Phoenix Antiques, [phoenixantiques.co.uk](http://phoenixantiques.co.uk). Chair fabric: Lord Jim 09 cotton velvet Voghi by Turnell & Gigon, [turnellandgigon.com](http://turnellandgigon.com). **Kitchen:** Paint color on kitchen units: Intelligent Eggshell by Little Greene, [littlegreene.com](http://littlegreene.com). Prismatic glass light: Tinsmiths, [tinsmiths.co.uk](http://tinsmiths.co.uk). Set of silver-plated plates: Alex MacArthur Interiors, [alexmacarthur.co.uk](http://alexmacarthur.co.uk). **Library:** 19th-century French marble table and wing chair: Maison Artefact, [maisonartefact.com](http://maisonartefact.com). Hand-blocked Brooke cushion: Madeline Weinrib, [madelineweinrib.com](http://madelineweinrib.com). **Sitting room:** Tray table: David Linley, [davidlinley.com](http://davidlinley.com). Antique framed moths and butterflies: Alex MacArthur Interiors, [alexmacarthur.co.uk](http://alexmacarthur.co.uk). **Master bedroom:** Headboard fabric: Gainsborough velvet in Blue Smoke by Schumacher at Turnell & Gigon, [turnellandgigon.com](http://turnellandgigon.com). Sofa: Sofas & Stuff, [sofasandstuff.com](http://sofasandstuff.com). 19th-century French chandelier: Maison Artefact, [maisonartefact.com](http://maisonartefact.com). **Dressing room:** Roman bath:

The Bath Works, [thebathworks.com](http://thebathworks.com). Bespoke joinery: Ottima, [ottima.co.uk](http://ottima.co.uk). Ottoman fabric: Gainsborough velvet in Blue Smoke by Schumacher at Turnell & Gigon, [turnellandgigon.com](http://turnellandgigon.com). **Guest room:** Louis king-size bed: Loaf, [loaf.com](http://loaf.com). Mirror: Maison, [maisonhomeinteriors.com](http://maisonhomeinteriors.com). **Family bathroom:** Wall lights, mirror and mirrored panel: Maison Artefact, [maisonartefact.com](http://maisonartefact.com). Urban slate tiles: Grey Green by Fired Earth, [firedearth.com](http://firedearth.com). All or most other items are vintage.

### Cozy in the Countryside

Pages 100-111

**Drawing room:** Compact slipper chairs: The Bobby Chair from The Dormy House, [thedormyhouse.com](http://thedormyhouse.com). Curtains fabric: Tula Silk by Romo, [romo.com](http://romo.com). **Living room:** Antique mirrors: Aberford Antiques, [aberfordantiques.co.uk](http://aberfordantiques.co.uk). Stockholm Mora clock painted in Gustavian gray: Scumble Goosie, [scumble-goosie.co.uk](http://scumble-goosie.co.uk). **Kitchen:** Table and chairs painted in Skimming Stone by Farrow & Ball, [farrow-ball.com](http://farrow-ball.com). **Staircase and landing:** Double-drawer painted console: Aberford Antiques, [aberfordantiques.co.uk](http://aberfordantiques.co.uk). **Bathroom:** Floor painted in Green Blue and bath in Stone Blue Estate Eggshell by Farrow & Ball, [farrow-ball.com](http://farrow-ball.com). Royce Morgan freestanding bath from Traditional Bathrooms Ltd., [victorianbathrooms4u.com](http://victorianbathrooms4u.com). Kensington Basin and pedestal: Fired Earth, [firedearthshop.com](http://firedearthshop.com). **Girls' room:** Spencer upholstered bed: Juliette's Interiors, [juliettesinteriors.co.uk](http://juliettesinteriors.co.uk). Fuchsia check fabric: Romo, [romo.com](http://romo.com). Maroon King storage trunk with alloy trim: Logic Line Trunks, [storagetrunks.co.uk](http://storagetrunks.co.uk). **Master bedroom:** White-painted butler's tray: The Hiding Place, [thehidingplaceonline.co.uk](http://thehidingplaceonline.co.uk). All or most other items are vintage.





# Homespun style

Photography by BRET GUM

Styling by JACQUELINE deMONTRAVEL AND AMANDA HEER

THE INGREDIENTS FOR THE PERFECT SUMMER OUTDOOR GATHERING include versatile flea-market finds you can use as decoration as well as on your tablescapes for any occasion. Set the table with antique china and silverware, hang vintage lanterns from above, use a quilt as a tablecloth and a wooden box filled with flowers to create a no-fuss centerpiece. An intimate, rustic setting with farmhouse charm makes *al fresco* dining even more fun.



# VMD &

VINTAGE MARKET & DESIGN  
ON LOMAS

EST 2012

living with style, comfort & design

hours

monday-saturday 10am-8pm

sunday 12noon-6pm

## FINE HOME GARDEN & GIFTS

5901 LOMAS BLVD NE  
ALBUQUERQUE, NEW MEXICO 87110

info@VintageMarketAndDesign.com  
www.VintageMarketAndDesign.com

505.266.7777



Timeless  
R.E.V.U.

Nancy Gallegos  
Margo Campbell- Stylist



Prairie Blossom  
Market

Kathy Frampton Fredrickson  
Sarah Frampton DiPaola



Cabin &  
Cottage

Jacqueline Smith



Then and  
Again

Rae Mason Frampton



Vestige  
Goods

Heather Maxwell



el.e.ment.ol.ogie

VINTAGE  
MARKET & DESIGN  
VMD &



